



SIXBAR 1000™

SKU# **SIX086**



- 5.1. The new SIXBAR 1000™ features (12) 12W 6-IN-1
- 5.2. RGBAW+UV LEDs, 30° beam angle, individual control
- 5.3. of each LED, variable dimming curve modes, strobe and chase effects, a UV wavelength of 395nm, ArtNet, KlingNet and RDM (remote device management) protocol support, 3pin and 5pin DMX, Locking Power Cable, and RJ45 in/out connections, LCD menu display with 4 button control panel, integrated dual rigging brackets, multiple unit power linking, rugged die-cast aluminum exterior, flicker free operation for TV and FILM, 145W max power consumption, and a multi-voltage universal auto switching power supply (110-240v).

FEATURES

12 x 12W 6-in-1 RGBAW+UV LEDs

5.4. 30° Beam Angle

UV Wavelength 395nm

ArtNet and KlingNet Protocol Support

RDM (Remote Device Management)

Individual Control of Each LED

Variable Dimming Curves

Strobe and Zone Chase Effects

Integrated Dual Rigging Brackets

Multiple Unit Power Linking

Rugged Die-Cast Aluminum Exterior

5.10. Flicker Free Operation for TV and FILM



Frost Filter and Glare Shield Included

Specifications are subject to change without notice ©Elation Professional 05/12/16

Elation Professional USA | 6122 S. Eastern Ave. | Los Angeles, CA. 90040
323-582-3322 | 323-832-9142 fax | www.elationlighting.com | info@elationlighting.com

Elation Professional B.V. | Junostraat 2 | 6468 EW Kerkrade, Netherlands
+31 45 546 85 66 | +31 45 546 85 96 fax | www.elationlighting.eu | info@elationlighting.eu

PRODUCT SPECIFICATIONS

SOURCE

(12) 12W 6-in-1 RGBAW+UV LEDs

5.5. 100,000 Hour Average LED Life*

*LED Life may vary depending on several factors including but not limited to: Environmental Conditions, Power/Voltage, Usage Patterns (On-Off Cycling), Control and Dimming.

PHOTOMETRIC DATA

8,500 LUX 790 FC @3.3' (1m) (30° Full ON)

3,660 LUX 340 FC @6.6' (2m) (30° Full ON)

2,040 LUX 190 FC @9.8' (3m) (30° Full ON)

1,290 LUX 120 FC @13.1' (4m) (30° Full ON)

878 LUX 82 FC @16.4' (5m) (30° Full ON)

EFFECTS

5.9. Strobe and Chase Effects

Individual LED Control

5.9. Variable and Selectable Dimming Curves

CONTROL / CONNECTIONS

5.6. 8 DMX Channel Modes (6 / 7 / 11 / 13 / 36 / 72 / 75 / 79)

4 Button Control Panel and LCD Menu Display

5.6. ArtNet + KlingNET Protocol Support

RDM (Remote Device Management)

5.7. (2) ethernet Ports

5.7. 3pin and 5pin DMX In/Out

5.7. Locking Power Cable In/Out

SIZE / WEIGHT

5.3. Length: 35.4" (900mm)

Width: 8.1" (206.4mm) *with included shield

Vertical Height: 6.1" (155mm)

Weight: 16.0 lbs. (7.3 kg)

ELECTRICAL / THERMAL

AC 110-240V - 50/60Hz

145W Max Power Consumption

Power Linking: 6pcs @110V / 15pcs @240V

5°F to 113°F (-15°C to 45°C)

UV Wavelength: 395nm

APPROVALS / RATINGS

CE | cETLus | IP20



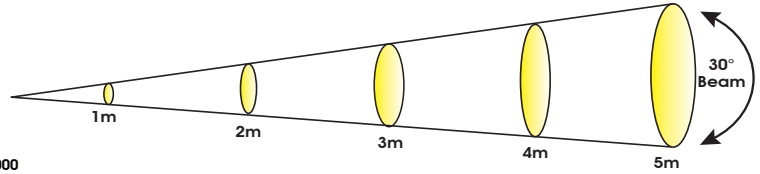
INCLUDED ITEMS

Locking Power Cable

Frost Filter

Glare Shield

PHOTOMETRIC DATA

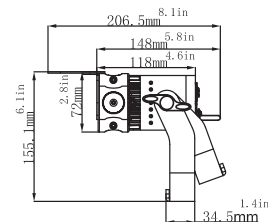
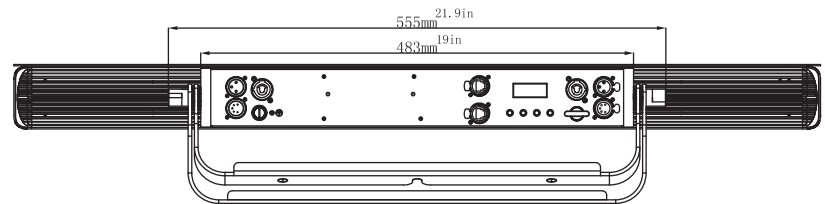
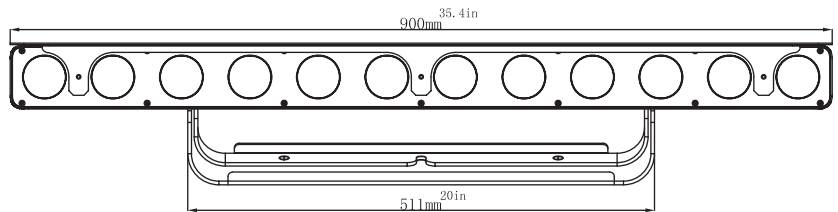


SIXBAR 1000

Distance	m	ft	m	ft	m	ft	m	ft	m	ft
30° Beam Diameter	1	3.3	2	6.6	3	9.8	4	13.1	5	16.4
	0.52	1.7	1.05	3.4	1.58	5.2	2.13	7.0	2.66	8.7
Photometrics	lux	fc	lux	fc	lux	fc	lux	fc	lux	fc
RED LEDs	1,080	100	490	46	274	25	169	16	114	11
GREEN LEDs	2,140	199	1,030	96	553	51	337	31	228	21
BLUE LEDs	2,430	226	1,179	110	652	61	399	37	269	25
WHITE LEDs	2,700	251	1,240	115	683	63	406	38	280	26
AMBER LEDs	1,065	99	490	46	265	25	161	15	116	11
UV LEDs	590	55	255	24	136	13	85	8	56	5
FULL ON	8,500	790	3,660	340	2,040	190	1,290	120	878	82

5.8.

DIMENSIONAL DIAGRAMS



OPTIONAL ACCESSORIES

ORDER CODE	ITEM
TRIGGER CLAMP	Heavy Duty Wrap Around Hook Style Clamp
EWDMSYSTEM	Wireless DMX System (1 Transmitter, 1 Receiver)
EWDMT	Wireless DMX Transmitter
EWDMR	Wireless DMX Receiver
AC3PDMX5PRO	5 ft. (1.5m) 3pin PRO DMX Cable
AC5PDMX5PRO	5 ft. (1.5m) 5pin PRO DMX Cable
PLC3	3' (1m) Locking Power PRO Link Cable
CAT005	5' (1.5m) CAT6 Ethernet Cable
	Additional cable lengths available